


Fomento Financiero, S.A.
Comportamiento Subasta Pública de Divisas
(Cifras en 000's)

ENERO 2011

PRECIO DE REFERENCIA AL 31 DE DICIEMBRE 2009: 18.8951						
FECHA	PRECIO DE REFERENCIA	PRECIO DE VENTA	MONTO DEMANDADO	MONTO ADJUDICADO	VARIACIÓN MARGINAL	VARIACIÓN ANUALIZADA
01-ene-10	18.8951	19.1785	0.00	0.00	0.00%	0.00%
02-ene-10	18.8951	19.1785	0.00	0.00	0.00%	0.00%
03-ene-10	18.8951	19.1785	0.00	0.00	0.00%	0.00%
04-ene-10	18.8951	19.1785	17,928.90	17,928.90	0.00%	0.00%
05-ene-10	18.8951	19.1785	28,199.00	28,199.00	0.00%	0.00%
06-ene-10	18.8951	19.1785	41,599.30	41,599.30	0.00%	0.00%
07-ene-10	18.8951	19.1785	25,785.30	25,785.30	0.00%	0.00%
08-ene-10	18.8951	19.1785	21,741.10	21,741.10	0.00%	0.00%
09-ene-10	18.8951	19.1785	0.00	0.00	0.00%	0.00%
10-ene-10	18.8951	19.1785	0.00	0.00	0.00%	0.00%
11-ene-10	18.8951	19.1785	20,671.40	20,671.40	0.00%	0.00%
12-ene-10	18.8951	19.1785	24,719.00	24,719.00	0.00%	0.00%
13-ene-10	18.8951	19.1785	33,629.20	33,610.00	0.00%	0.00%
14-ene-10	18.8951	19.1785	28,108.90	28,108.90	0.00%	0.00%
15-ene-10	18.8951	19.1785	27,216.80	27,216.80	0.00%	0.00%
16-ene-10	18.8951	19.1785	0.00	0.00	0.00%	0.00%
17-ene-10	18.8951	19.1785	0.00	0.00	0.00%	0.00%
18-ene-10	18.8951	19.1785	27,581.80	27,581.80	0.00%	0.00%
19-ene-10	18.8951	19.1785	29,332.20	29,332.20	0.00%	0.00%
20-ene-10	18.8951	19.1785	42,755.20	42,755.20	0.00%	0.00%
21-ene-10	18.8951	19.1785	27,265.70	27,265.70	0.00%	0.00%
22-ene-10	18.8951	19.1785	27,899.00	27,899.00	0.00%	0.00%
23-ene-10	18.8951	19.1785	0.00	0.00	0.00%	0.00%
24-ene-10	18.8951	19.1785	0.00	0.00	0.00%	0.00%
25-ene-10	18.8951	19.1785	23,494.40	23,494.40	0.00%	0.00%
26-ene-10	18.8951	19.1785	33,696.70	33,696.70	0.00%	0.00%
27-ene-10	18.8951	19.1785	0.00	0.00	0.00%	0.00%
28-ene-10	18.8951	19.1785	35,659.30	35,425.70	0.00%	0.00%
29-ene-10	18.8951	19.1785	52,659.80	52,480.30	0.00%	0.00%
30-ene-10	18.8951	19.1785	0.00	0.00	0.00%	0.00%
31-ene-10	18.8951	19.1785	0.00	0.00	0.00%	0.00%
DEPRECIACION ANUAL A ENERO 2011						0.00%
TOTAL DEMANDADO :				\$569,943.00		
TOTAL ADJUDICADO :				\$569,510.70		
PORCENTAJE DE ADJUDICACION DEL MES :				99.92%		




“INVIERTA CON INFORMACION...”

Fuente: Banco Central de Honduras

Fomento Financiero, S.A.
Comportamiento Subasta Pública de Divisas
 (Cifras en 000's)

FEBRERO 2011

PRECIO DE REFERENCIA AL 31 DE DICIEMBRE 2009: 18.8951						
FECHA	PRECIO DE REFERENCIA	PRECIO DE VENTA	MONTO DEMANDADO	MONTO ADJUDICADO	VARIACIÓN MARGINAL	VARIACIÓN ANUALIZADA
01-feb-11	18.8951	19.1785	20,360.70	20,360.70	0.00%	0.00%
02-feb-11	18.8951	19.1785	32,229.30	32,229.30	0.00%	0.00%
03-feb-11	18.8951	19.1785	31,964.80	31,948.50	0.00%	0.00%
04-feb-11	18.8951	19.1785	26,931.30	26,931.30	0.00%	0.00%
05-feb-11	18.8951	19.1785	0.00	0.00	0.00%	0.00%
06-feb-11	18.8951	19.1785	0.00	0.00	0.00%	0.00%
07-feb-11	18.8951	19.1785	24,657.40	24,657.40	0.00%	0.00%
08-feb-11	18.8951	19.1785	29,416.40	29,416.40	0.00%	0.00%
09-feb-11	18.8951	19.1785	29,701.10	29,701.10	0.00%	0.00%
10-feb-11	18.8951	19.1785	30,550.50	30,550.50	0.00%	0.00%
11-feb-11	18.8951	19.1785	30,850.10	30,850.10	0.00%	0.00%
12-feb-11	18.8951	19.1785	0.00	0.00	0.00%	0.00%
13-feb-11	18.8951	19.1785	0.00	0.00	0.00%	0.00%
14-feb-11	18.8951	19.1785	23,605.30	23,529.40	0.00%	0.00%
15-feb-11	18.8951	19.1785	29,679.70	29,679.70	0.00%	0.00%
16-feb-11	18.8951	19.1785	26,710.70	26,710.70	0.00%	0.00%
17-feb-11	18.8951	19.1785	36,515.80	36,515.80	0.00%	0.00%
18-feb-11	18.8951	19.1785	33,387.50	33,289.40	0.00%	0.00%
19-feb-11	18.8951	19.1785	0.00	0.00	0.00%	0.00%
20-feb-11	18.8951	19.1785	0.00	0.00	0.00%	0.00%
21-feb-11	18.8951	19.1785	25,970.20	25,940.20	0.00%	0.00%
22-feb-11	18.8951	19.1785	50,011.70	50,011.70	0.00%	0.00%
23-feb-11	18.8951	19.1785	42,208.60	42,208.60	0.00%	0.00%
24-feb-11	18.8951	19.1785	31,131.10	31,131.10	0.00%	0.00%
25-feb-11	18.8951	19.1785	27,033.50	27,033.50	0.00%	0.00%
26-feb-11	18.8951	19.1785	0.00	0.00	0.00%	0.00%
27-feb-11	18.8951	19.1785	0.00	0.00	0.00%	0.00%
28-feb-11	18.8951	19.1785	35,053.30	35,053.30	0.00%	0.00%
DEPRECIACIÓN ANUAL A FEBRERO 2011						0.00%
TOTAL DEMANDADO :				\$617,969.00		
TOTAL ADJUDICADO :				\$617,748.70		
PORCENTAJE DE ADJUDICACIÓN DEL MES :				99.96%		




“INVIERTA CON INFORMACION...”

Fuente: Banco Central de Honduras

Fomento Financiero, S.A.
Comportamiento Subasta Pública de Divisas
 (Cifras en 000's)

MARZO 2011

PRECIO DE REFERENCIA AL 31 DE DICIEMBRE 2009: 18.8951						
FECHA	PRECIO DE REFERENCIA	PRECIO DE VENTA	MONTO DEMANDADO	MONTO ADJUDICADO	VARIACIÓN MARGINAL	VARIACIÓN ANUALIZADA
01-mar-11	18.8951	19.1785	0.00	0.00	0.00%	0.00%
02-ene-10	18.8951	19.1785	0.00	0.00	0.00%	0.00%
03-ene-10	18.8951	19.1785	0.00	0.00	0.00%	0.00%
04-ene-10	18.8951	19.1785	17,928.90	17,928.90	0.00%	0.00%
05-ene-10	18.8951	19.1785	28,199.00	28,199.00	0.00%	0.00%
06-ene-10	18.8951	19.1785	41,599.30	41,599.30	0.00%	0.00%
07-ene-10	18.8951	19.1785	25,785.30	25,785.30	0.00%	0.00%
08-ene-10	18.8951	19.1785	21,741.10	21,741.10	0.00%	0.00%
09-ene-10	18.8951	19.1785	0.00	0.00	0.00%	0.00%
10-ene-10	18.8951	19.1785	0.00	0.00	0.00%	0.00%
11-ene-10	18.8951	19.1785	20,671.40	20,671.40	0.00%	0.00%
12-ene-10	18.8951	19.1785	24,719.00	24,719.00	0.00%	0.00%
13-ene-10	18.8951	19.1785	33,629.20	33,610.00	0.00%	0.00%
14-ene-10	18.8951	19.1785	28,108.90	28,108.90	0.00%	0.00%
15-ene-10	18.8951	19.1785	27,216.80	27,216.80	0.00%	0.00%
16-ene-10	18.8951	19.1785	0.00	0.00	0.00%	0.00%
17-ene-10	18.8951	19.1785	0.00	0.00	0.00%	0.00%
18-ene-10	18.8951	19.1785	27,581.80	27,581.80	0.00%	0.00%
19-ene-10	18.8951	19.1785	29,332.20	29,332.20	0.00%	0.00%
20-ene-10	18.8951	19.1785	42,755.20	42,755.20	0.00%	0.00%
21-ene-10	18.8951	19.1785	27,265.70	27,265.70	0.00%	0.00%
22-ene-10	18.8951	19.1785	27,899.00	27,899.00	0.00%	0.00%
23-ene-10	18.8951	19.1785	0.00	0.00	0.00%	0.00%
24-ene-10	18.8951	19.1785	0.00	0.00	0.00%	0.00%
25-ene-10	18.8951	19.1785	23,494.40	23,494.40	0.00%	0.00%
26-ene-10	18.8951	19.1785	33,696.70	33,696.70	0.00%	0.00%
27-ene-10	18.8951	19.1785	0.00	0.00	0.00%	0.00%
28-ene-10	18.8951	19.1785	35,659.30	35,425.70	0.00%	0.00%
29-ene-10	18.8951	19.1785	52,659.80	52,480.30	0.00%	0.00%
30-ene-10	18.8951	19.1785	0.00	0.00	0.00%	0.00%
31-ene-10	18.8951	19.1785	0.00	0.00	0.00%	0.00%
DEPRECIACION ANUAL A MARZO 2011						0.00%
TOTAL DEMANDADO :				\$569,943.00		
TOTAL ADJUDICADO :				\$569,510.70		
PORCENTAJE DE ADJUDICACION DEL MES :				99.92%		




“INVIERTA CON INFORMACION...”

Fuente: Banco Central de Honduras

Fomento Financiero, S.A.
Comportamiento Subasta Pública de Divisas
 (Cifras en 000's)

ABRIL 2011

PRECIO DE REFERENCIA AL 31 DE DICIEMBRE 2009:				18.8951			
FECHA	PRECIO DE REFERENCIA	PRECIO DE VENTA	MONTO DEMANDADO	MONTO ADJUDICADO	VARIACIÓN MARGINAL	VARIACIÓN ANUALIZADA	
01-abr-11	18.8951	19.1785	18,536.90	18,536.90	0.00%	0.00%	
02-abr-11	18.8951	19.1785	0.00	0.00	0.00%	0.00%	
03-abr-11	18.8951	19.1785	0.00	0.00	0.00%	0.00%	
04-abr-11	18.8951	19.1785	23,384.00	23,384.00	0.00%	0.00%	
05-abr-11	18.8951	19.1785	33,763.80	33,763.80	0.00%	0.00%	
06-abr-11	18.8951	19.1785	29,094.20	29,094.20	0.00%	0.00%	
07-abr-11	18.8951	19.1785	32,424.60	32,424.60	0.00%	0.00%	
08-abr-11	18.8951	19.1785	27,958.50	27,958.50	0.00%	0.00%	
09-abr-11	18.8951	19.1785	0.00	0.00	0.00%	0.00%	
10-abr-11	18.8951	19.1785	0.00	0.00	0.00%	0.00%	
11-abr-11	18.8951	19.1785	22,307.60	22,307.60	0.00%	0.00%	
12-abr-11	18.8951	19.1785	31,255.60	31,241.20	0.00%	0.00%	
13-abr-11	18.8951	19.1785	45,762.40	45,416.10	0.00%	0.00%	
14-abr-11	18.8951	19.1785	35,966.60	35,966.60	0.00%	0.00%	
15-abr-11	18.8951	19.1785	26,320.00	26,320.00	0.00%	0.00%	
16-abr-11	18.8951	19.1785	0.00	0.00	0.00%	0.00%	
17-abr-11	18.8951	19.1785	0.00	0.00	0.00%	0.00%	
18-abr-11	18.8951	19.1785	20,669.70	20,669.70	0.00%	0.00%	
19-abr-11	18.8951	19.1785	36,412.50	36,412.50	0.00%	0.00%	
20-abr-11	18.8951	19.1785	0.00	0.00	0.00%	0.00%	
21-abr-11	18.8951	19.1785	0.00	0.00	0.00%	0.00%	
22-abr-11	18.8951	19.1785	0.00	0.00	0.00%	0.00%	
23-abr-11	18.8951	19.1785	0.00	0.00	0.00%	0.00%	
24-abr-11	18.8951	19.1785	0.00	0.00	0.00%	0.00%	
25-abr-11	18.8951	19.1785	19,348.40	19,348.40	0.00%	0.00%	
26-abr-11	18.8951	19.1785	33,608.20	33,608.20	0.00%	0.00%	
27-abr-11	18.8951	19.1785	41,722.20	41,722.20	0.00%	0.00%	
28-abr-11	18.8951	19.1785	42,444.40	41,950.50	0.00%	0.00%	
29-abr-11	18.8951	19.1785	42,630.90	42,616.60	0.00%	0.00%	
30-abr-11	18.8951	19.1785	0.00	0.00	0.00%	0.00%	
DEPRECIACION ANUAL A ABRIL 2011						→	0.00%
TOTAL DEMANDADO :				\$563,610.50			
TOTAL ADJUDICADO :				\$562,741.60			
PORCENTAJE DE ADJUDICACION DEL MES :				99.85%			




“INVIERTA CON INFORMACION...”

Fuente: Banco Central de Honduras

Fomento Financiero, S.A.
Comportamiento Subasta Pública de Divisas
 (Cifras en 000's)

MAYO 2011

PRECIO DE REFERENCIA AL 31 DE DICIEMBRE 2009: 18.8951							
FECHA	PRECIO DE REFERENCIA	PRECIO DE VENTA	MONTO DEMANDADO	MONTO ADJUDICADO	VARIACIÓN MARGINAL	VARIACIÓN ANUALIZADA	
01-may-11	18.8951	19.1785	0.00	0.00	0.00%	0.00%	
02-may-11	18.8951	19.1785	16,302.30	16,302.30	0.00%	0.00%	
03-may-11	18.8951	19.1785	36,617.00	36,617.00	0.00%	0.00%	
04-may-11	18.8951	19.1785	48,674.00	48,674.00	0.00%	0.00%	
05-may-11	18.8951	19.1785	44,500.90	44,486.10	0.00%	0.00%	
06-may-11	18.8951	19.1785	28,033.70	28,033.70	0.00%	0.00%	
07-may-11	18.8951	19.1785	0.00	0.00	0.00%	0.00%	
08-may-11	18.8951	19.1785	0.00	0.00	0.00%	0.00%	
09-may-11	18.8951	19.1785	25,928.40	25,928.40	0.00%	0.00%	
10-may-11	18.8951	19.1785	35,602.30	35,602.30	0.00%	0.00%	
11-may-11	18.8951	19.1785	37,794.70	37,794.70	0.00%	0.00%	
12-may-11	18.8951	19.1785	32,664.20	32,664.20	0.00%	0.00%	
13-may-11	18.8951	19.1785	28,115.20	28,021.30	0.00%	0.00%	
14-may-11	18.8951	19.1785	0.00	0.00	0.00%	0.00%	
15-may-11	18.8951	19.1785	0.00	0.00	0.00%	0.00%	
16-may-11	18.8951	19.1785	31,709.80	31,054.50	0.00%	0.00%	
17-may-11	18.8951	19.1785	31,986.50	31,875.50	0.00%	0.00%	
18-may-11	18.8951	19.1785	37,782.80	37,112.90	0.00%	0.00%	
19-may-11	18.8951	19.1785	41,827.50	41,676.90	0.00%	0.00%	
20-may-11	18.8951	19.1785	30,349.90	30,168.50	0.00%	0.00%	
21-may-11	18.8951	19.1785	0.00	0.00	0.00%	0.00%	
22-may-11	18.8951	19.1785	0.00	0.00	0.00%	0.00%	
23-may-11	18.8951	19.1785	32,076.00	31,834.10	0.00%	0.00%	
24-may-11	18.8951	19.1785	38,364.60	38,085.00	0.00%	0.00%	
25-may-11	18.8951	19.1785	41,223.40	41,147.90	0.00%	0.00%	
26-may-11	18.8951	19.1785	42,447.80	42,447.80	0.00%	0.00%	
27-may-11	18.8951	19.1785	32,370.90	32,195.70	0.00%	0.00%	
28-may-11	18.8951	19.1785	0.00	0.00	0.00%	0.00%	
29-may-11	18.8951	19.1785	0.00	0.00	0.00%	0.00%	
30-may-11	18.8951	19.1785	39,995.60	39,570.50	0.00%	0.00%	
31-may-11	18.8951	19.1785	42,840.40	42,840.40	0.00%	0.00%	
DEPRECIACION ANUAL A MAYO 2011						→	0.00%
TOTAL DEMANDADO :						\$777,207.90	
TOTAL ADJUDICADO :						\$774,133.70	
PORCENTAJE DE ADJUDICACION DEL MES :						99.60%	




“INVIERTA CON INFORMACION...”

Fuente: Banco Central de Honduras

Fomento Financiero, S.A.
Comportamiento Subasta Pública de Divisas
(Cifras en 000's)

JUNIO 2011

PRECIO DE REFERENCIA AL 31 DE DICIEMBRE 2009: 18.8951						
FECHA	PRECIO DE REFERENCIA	PRECIO DE VENTA	MONTO DEMANDADO	MONTO ADJUDICADO	VARIACIÓN MARGINAL	VARIACIÓN ANUALIZADA
01-jun-11	18.8951	19.1785	25,156.90	25,156.90	0.00%	0.00%
02-jun-11	18.8951	19.1785	32,265.20	32,265.20	0.00%	0.00%
03-jun-11	18.8951	19.1785	24,262.10	24,262.10	0.00%	0.00%
04-jun-11	18.8951	19.1785	0.00	0.00	0.00%	0.00%
05-jun-11	18.8951	19.1785	0.00	0.00	0.00%	0.00%
06-jun-11	18.8951	19.1785	25,904.00	25,904.00	0.00%	0.00%
07-jun-11	18.8951	19.1785	38,902.00	38,902.00	0.00%	0.00%
08-jun-11	18.8951	19.1785	32,823.80	32,798.90	0.00%	0.00%
09-jun-11	18.8951	19.1785	43,319.30	42,733.50	0.00%	0.00%
10-jun-11	18.8951	19.1785	43,116.90	43,092.00	0.00%	0.00%
11-jun-11	18.8951	19.1785	0.00	0.00	0.00%	0.00%
12-jun-11	18.8951	19.1785	0.00	0.00	0.00%	0.00%
13-jun-11	18.8951	19.1785	29,713.80	29,128.00	0.00%	0.00%
14-jun-11	18.8951	19.1785	31,954.90	31,954.90	0.00%	0.00%
15-jun-11	18.8951	19.1785	34,983.40	34,983.40	0.00%	0.00%
16-jun-11	18.8951	19.1785	30,994.70	30,968.20	0.00%	0.00%
17-jun-11	18.8951	19.1785	34,070.50	34,047.60	0.00%	0.00%
18-jun-11	18.8951	19.1785	0.00	0.00	0.00%	0.00%
19-jun-11	18.8951	19.1785	0.00	0.00	0.00%	0.00%
20-jun-11	18.8951	19.1785	19,245.20	19,224.00	0.00%	0.00%
21-jun-11	18.8951	19.1785	36,959.20	36,900.10	0.00%	0.00%
22-jun-11	18.8951	19.1785	38,584.10	38,584.10	0.00%	0.00%
23-jun-11	18.8951	19.1785	32,965.00	32,877.70	0.00%	0.00%
24-jun-11	18.8951	19.1785	34,208.00	34,208.00	0.00%	0.00%
25-jun-11	18.8951	19.1785	0.00	0.00	0.00%	0.00%
26-jun-11	18.8951	19.1785	0.00	0.00	0.00%	0.00%
27-jun-11	18.8951	19.1785	29,673.60	29,673.60	0.00%	0.00%
28-jun-11	18.8951	19.1785	32,219.60	32,219.60	0.00%	0.00%
29-jun-11	18.8951	19.1785	50,753.50	50,753.50	0.00%	0.00%
30-jun-11	18.8951	19.1785	29,351.80	29,116.00	0.00%	0.00%
DEPRECIACION ANUAL A JUNIO 2011						0.00%
TOTAL DEMANDADO :				\$731,427.50		
TOTAL ADJUDICADO :				\$729,753.30		
PORCENTAJE DE ADJUDICACION DEL MES :				99.77%		



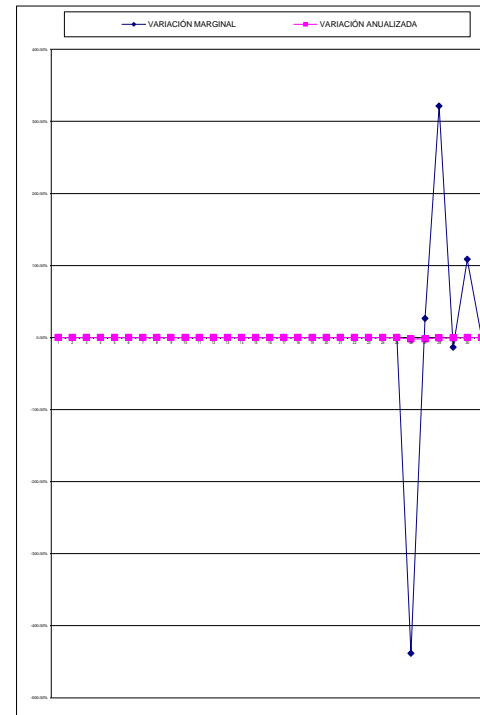
“INVIERTA CON INFORMACION...”

Fuente: Banco Central de Honduras

Fomento Financiero, S.A.
Comportamiento Subasta Pública de Divisas
 (Cifras en 000's)

JULIO 2011

PRECIO DE REFERENCIA AL 31 DE DICIEMBRE 2009: 18.8951						
FECHA	PRECIO DE REFERENCIA	PRECIO DE VENTA	MONTO DEMANDADO	MONTO ADJUDICADO	VARIACIÓN MARGINAL	VARIACIÓN ANUALIZADA
01-jul-11	18.8951	19.1785	19,623.40	19,503.40	0.00%	0.00%
02-jul-11	18.8951	19.1785	0.00	0.00	0.00%	0.00%
03-jul-11	18.8951	19.1785	0.00	0.00	0.00%	0.00%
04-jul-11	18.8951	19.1785	24,137.20	23,822.30	0.00%	0.00%
05-jul-11	18.8951	19.1785	56,533.20	56,483.20	0.00%	0.00%
06-jul-11	18.8951	19.1785	33,913.80	33,913.80	0.00%	0.00%
07-jul-11	18.8951	19.1785	29,797.80	29,740.10	0.00%	0.00%
08-jul-11	18.8951	19.1785	30,916.20	30,916.20	0.00%	0.00%
09-jul-11	18.8951	19.1785	0.00	0.00	0.00%	0.00%
10-jul-11	18.8951	19.1785	0.00	0.00	0.00%	0.00%
11-jul-11	18.8951	19.1785	25,961.50	25,961.50	0.00%	0.00%
12-jul-11	18.8951	19.1785	34,387.70	34,387.70	0.00%	0.00%
13-jul-11	18.8951	19.1785	32,819.10	32,771.60	0.00%	0.00%
14-jul-11	18.8951	19.1785	36,878.40	36,535.50	0.00%	0.00%
15-jul-11	18.8951	19.1785	30,009.60	30,009.60	0.00%	0.00%
16-jul-11	18.8951	19.1785	0.00	0.00	0.00%	0.00%
17-jul-11	18.8951	19.1785	0.00	0.00	0.00%	0.00%
18-jul-11	18.8951	19.1785	23,757.50	23,757.50	0.00%	0.00%
19-jul-11	18.8951	19.1785	40,755.00	40,755.00	0.00%	0.00%
20-jul-11	18.8951	19.1785	34,123.50	34,088.50	0.00%	0.00%
21-jul-11	18.8951	19.1785	37,406.70	37,406.70	0.00%	0.00%
22-jul-11	18.8951	19.1785	29,766.30	29,746.50	0.00%	0.00%
23-jul-11	18.8951	19.1785	0.00	0.00	0.00%	0.00%
24-jul-11	18.8951	19.1785	0.00	0.00	0.00%	0.00%
25-jul-11	18.8951	19.1785	38,055.20	18,000.00	0.00%	0.00%
26-jul-11	18.6650	18.9450	111,163.10	26,000.00	-438.40%	-2.12%
27-jul-11	18.6787	18.9589	127,488.50	29,000.00	26.42%	-1.98%
28-jul-11	18.8454	19.1281	147,253.80	35,000.00	321.29%	-0.45%
29-jul-11	18.8383	19.1209	137,600.50	35,000.00	-13.56%	-0.52%
30-jul-11	18.8951	19.1785	0.00	0.00	108.54%	0.00%
31-jul-11	18.8951	19.1785	0.00	0.00	0.00%	0.00%
DEPRECIACION ANUAL A JULIO 2011						0.00%
TOTAL DEMANDADO :				\$1082,348.00		
TOTAL ADJUDICADO :				\$662,799.10		
PORCENTAJE DE ADJUDICACION DEL MES :				61.24%		



“INVIERTA CON INFORMACION...”

Fuente: Banco Central de Honduras